

CLICKMETER

Discontinuous Disturbances
Analyzer



OVERVIEW

The Clickmeter is an advanced measurement option available for the EMSCOPE platform, activated through a dedicated software license.

Designed and manufactured in accordance with the CISPR 16 international standard for measuring discontinuous disturbances (“clicks”), it fully meets CISPR 14-1 requirements.

Compact and fully integrated, the Clickmeter combines precision, automation, and ease of use, enabling complete and highly accurate disturbance evaluation, simplifying compliance verification and R&D analysis.

Built on a self-contained web-based architecture, the Clickmeter requires no external hardware nor software installation.

Users simply open a browser, enter the instrument’s IP address, and start testing immediately — making setup fast, intuitive, and efficient.

ADVANCED EMC ANALYSIS

Engineered for professional EMC applications, the Clickmeter simultaneously measures Line and Neutral, and provides both common-mode and differential-mode information.

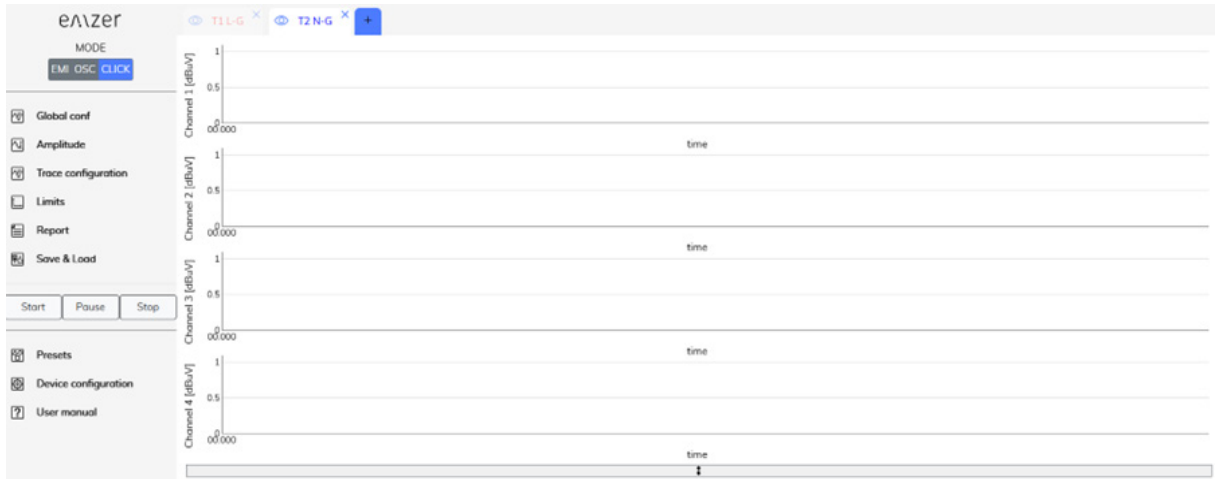
This dual-channel capability not only reduces overall test time but also delivers deeper modal insight, which is essential for optimizing power-line filters and diagnosing complex emission issues during design and development.

Combining precision, autonomy, and intuitive operation, the Clickmeter is a powerful tool for detailed click analysis and efficient compliance verification in demanding EMC environments.

USER INTERFACE AND OPERATION

Intuitive Web Application

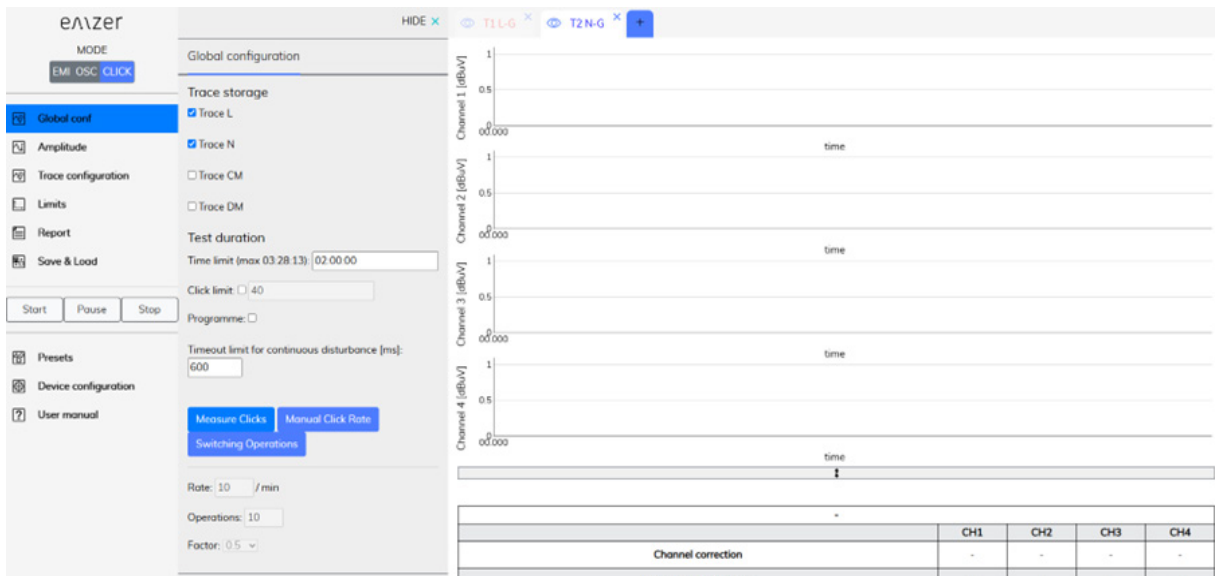
Before starting a measurement, the web-based interface displays a clear overview of menus and plots, providing an intuitive workspace for quick and error-free setup.



Web app interface 1
Menus and plots

Easy configuration menu

All test parameters — such as number of traces, test duration, click rate, and other key settings — can be effortlessly configured with a single click, ensuring fast, repeatable, and reliable test preparation.

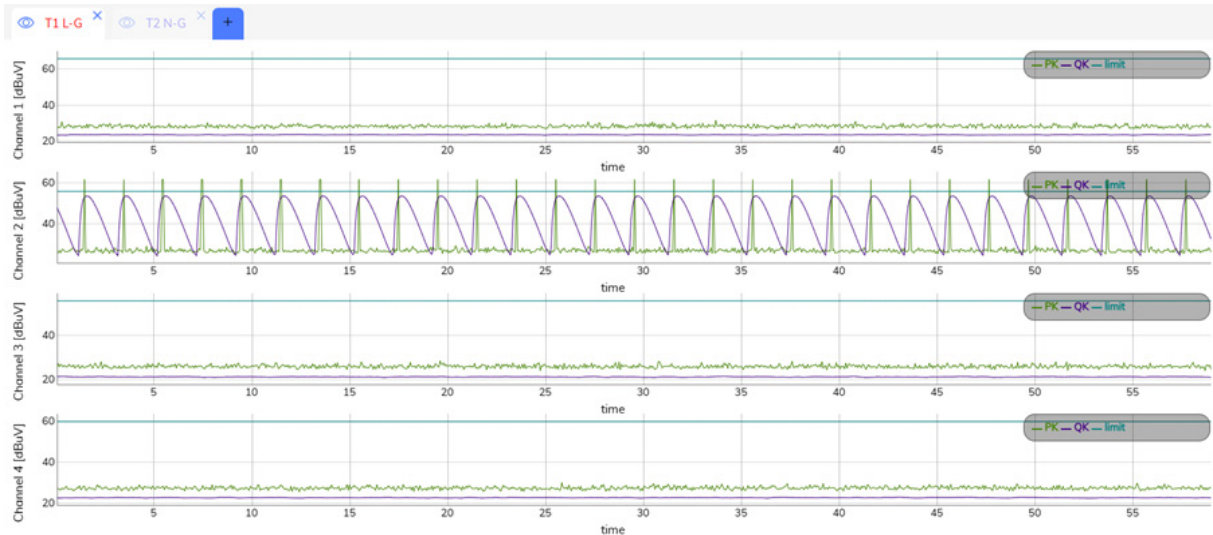


Web app interface 2
All test parameters

MEASUREMENT RESULTS

Within the same interface, the Clickmeter displays four simultaneous measurement plots corresponding to the frequencies 150 kHz, 500 kHz, 1.4 MHz, and 30 MHz.

Each plot includes the selected regulatory limit (CISPR 14-1 or any user-defined standard) along with Peak and Quasi-Peak detectors, allowing an immediate visual interpretation of the test results.



Four simultaneous measurement plots
150 kHz, 500 kHz, 1.4 MHz, and 30 MHz

A summary table, located just below the plots, provides a concise and comprehensive overview of all measurements — enabling quick verification and clear comparison at a glance.

| | CH1 | CH2 | CH3 | CH4 |
|--------------------------------|--------|--------|--------|--------|
| Channel correction | 0 | 0 | 0 | 0 |
| Margin peak detector | 0 | 0 | 0 | 0 |
| QPK L [dBμV] | 66 | 56 | 56 | 60 |
| QPK Lq [dBμV] | 110 | 100 | 100 | 104 |
| Click rate [1/min] | 0 | 0 | 0 | 0 |
| Clicks | 0 | 0 | 0 | 0 |
| Clicks > Lq | 0 | 0 | 0 | 0 |
| Click > Lq [%] | 0 | 0 | 0 | 0 |
| Max allowed NBR of clicks > Lq | 0 | 0 | 0 | 0 |
| Clicks (≤ 10ms) | 0 | 0 | 0 | 0 |
| Clicks (> 10ms ≤ 20ms) | 0 | 0 | 0 | 0 |
| Clicks (> 20ms ≤ 200ms) | 0 | 0 | 0 | 0 |
| Clicks (> 200ms ≤ 600ms) | 0 | 0 | 0 | 0 |
| 600 ms Rule (E2) | 0 | 0 | 0 | 0 |
| 5.4.3.4 Rule (E3) | 0 | 0 | 0 | 0 |
| Fridge Rule (E4) | 0 | 0 | 0 | 0 |
| Disturbances (ms) | 0 | 0 | 0 | 0 |
| Test Result | Passed | Passed | Passed | Passed |

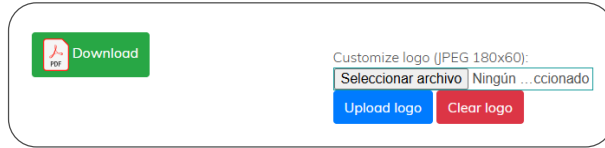
CISPR 32 CLASS B band B
Summary table

AUTOMATED TEST REPORTING

The Clickmeter features an automatic report generation system that compiles all measurement data — including plots and summary tables — into a single, ready-to-share document.

Each report also includes a flow chart representation of the measurement sequence for every channel, following the structure defined in the CISPR 14-1 standard.

The complete report can be easily exported in PDF format for documentation, traceability, or customer delivery.



REPORT - CISPR 32 CLASS B band B

Test Conditions

EUT:

Manuf:

Op Cond:

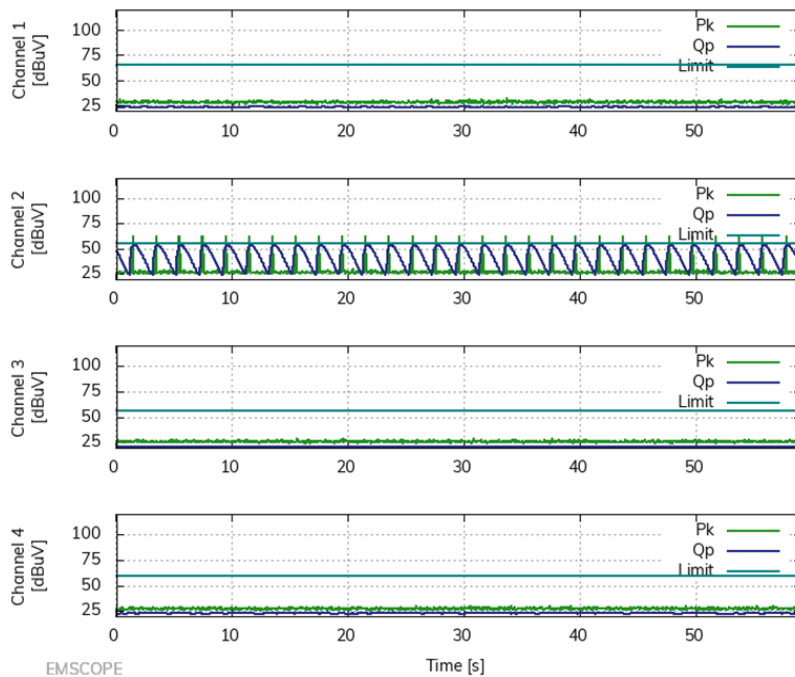
Operator:

Test Spec:

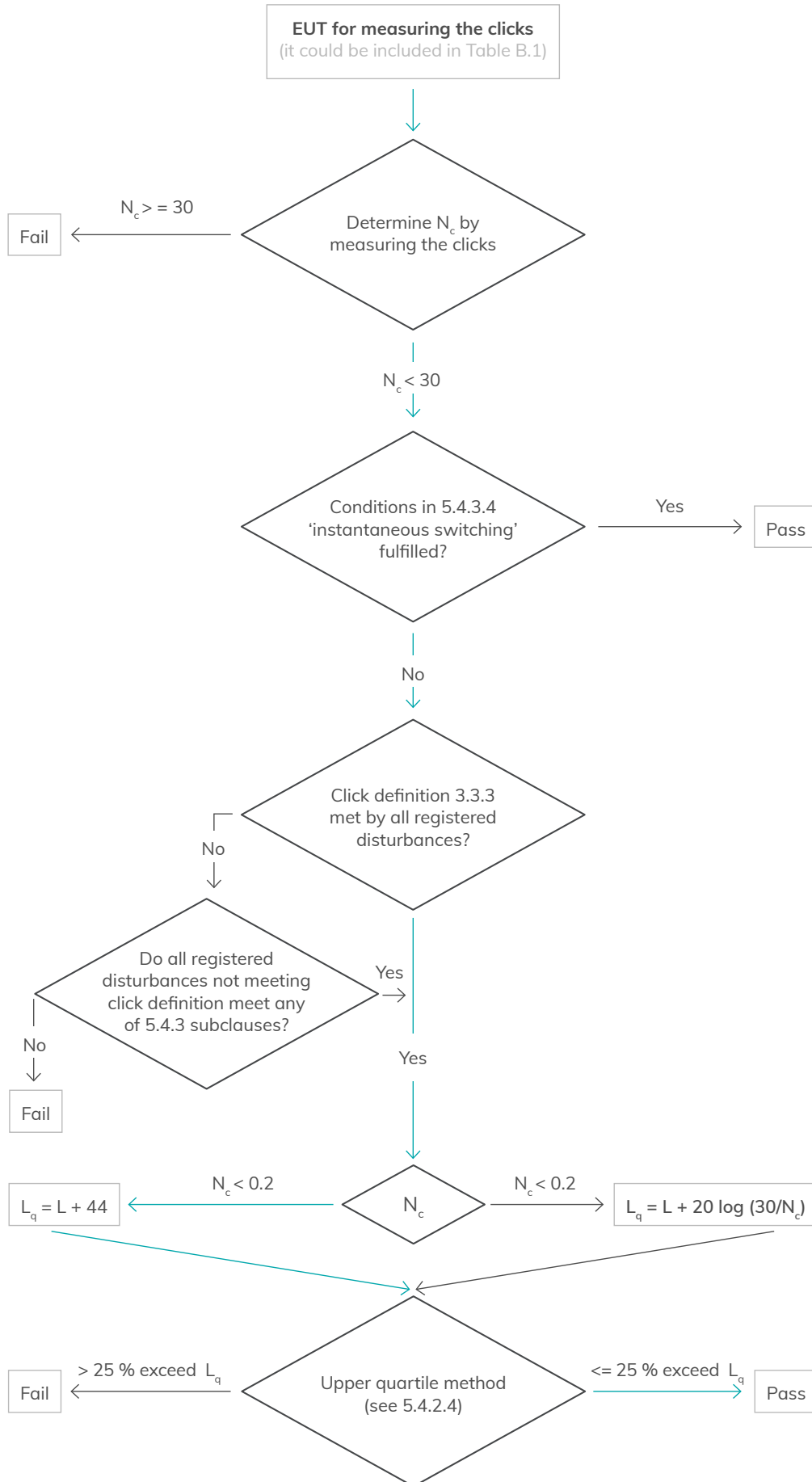
Date (YYYY/MM/DD):

Comments:

Automatic report generation system
Single, ready-to-share document



CISPR 14-1
PDF format




LICENSING

The Clickmeter functionality is available as a licensed software option for the EMScope platform.

Existing EMScope users can activate Clickmeter at any time by purchasing the corresponding license, unlocking all features for discontinuous disturbance ("click") measurement and analysis.

TECHNICAL SPECIFICATIONS

| Parameter | Specification |
|---|--|
| Channel measurements | Line and Neutral simultaneously |
| Frequency measurements | 150 kHz, 500 kHz, 1.4 MHz, 30 MHz |
| Detectors | Peak and Quasi-Peak conforming to CISPR 16-1-1 |
| RF Input | 50 Ω Impedance, 2xN Female Connector |
| VSWR | < 1,2 |
| Transient limiter | Built in up to 30 MHz, 1dB compression point: 23dBm |
| Max input level (without equipment damage) | 144 dBμV (5W, 37 dBm) |
| Type of measurements | Physical (line and neutral) and Modal (Common/Differential-mode) conducted emissions (simultaneously). |
| I/O Interface | SFP Optical |
| Built in LISN | Fully compliant to CISPR 16-1-2 standard |
| Continuous rated output current | Up to 16 A @ 230 VAC (socket dependent)* |
| Max permissible operating voltage | Up to 300 VAC – 325 VDC (socket dependent)* |
| EUT supply frequency range | DC to 60 Hz |
| CISPR equivalent circuit / Pre-filter Choke | 50 Ω // (50 μH + 5 Ω) / 250 μH |
| EUT Power connector / mains | Schuko socket (Type F) / IEC C20 |
| Artificial Hand / connector type | 510 Ω + 220 pF / 4 mm socket |



Operating temperature
0 °C to 40 °C

Weight
8.5 kg

Power supply
110-240 VAC.
Consumption: 25W max

Dimensions

| | |
|--------|--------|
| Width | 252 mm |
| Height | 195 mm |
| Deep | 438 mm |

Clickmeter_2511_v1.0